

# LAFAYETTE COLLEGE

*Electric Formula SAE 2020-21*

Easton, Pennsylvania 18042-1775

## **Project Status Report Week 13**

*Covering Period From November 9th, 2020 to November 16th, 2020  
For More Information On Graphs Look in WBS, Progress and Budget Tabs*

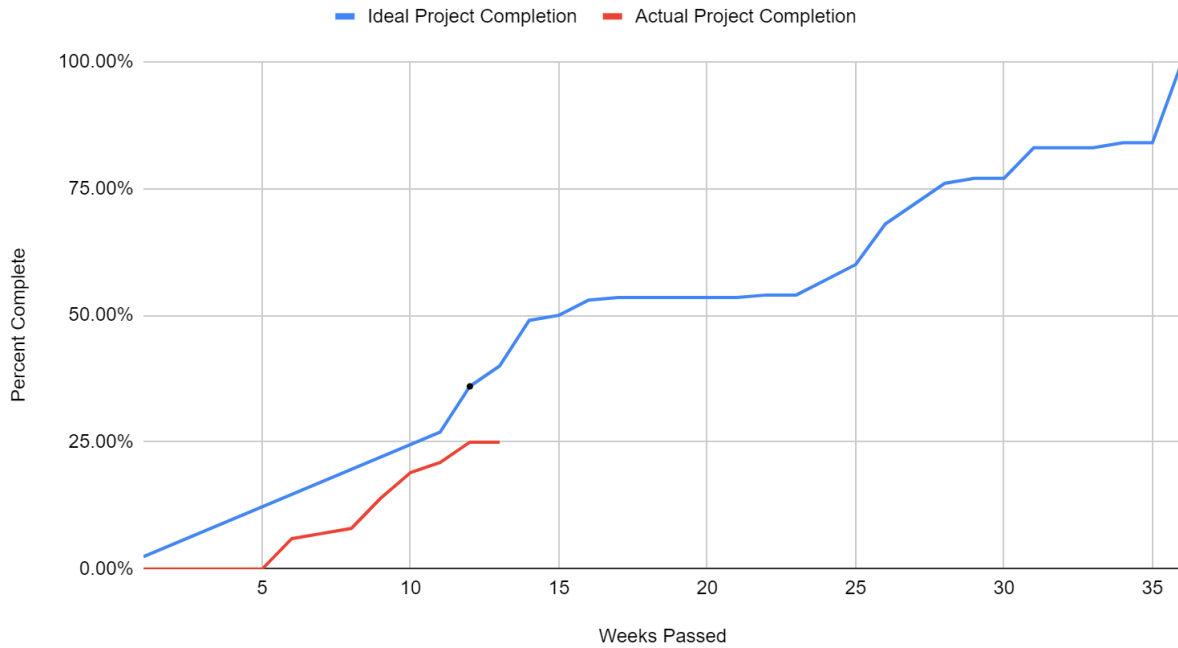
### **Project Completion Chart**

<b>Team</b>	<b>WBS Tasks Completed</b>	<b>Tasks Planned for Next Week</b>	<b>Proposed Changes</b>	<b>Overdue WBS Items</b>
<b>Interconnect</b>	--	--	--	3.1 3.3 3.4 3.8
<b>CarMan</b>	--	--	--	4.1 4.3 4.4 4.5 4.12
<b>Battery Packs</b>	--	--	--	--
<b>EPAL</b>	--	--	--	6.1 6.6 6.7 6.13
<b>SCADA</b>	--	7.3 7.4 7.6 7.7 7.8	--	7.2 7.5
<b>Cooling</b>	--	8.4	--	8.8
<b>Chassis</b>	--	--	--	9.1

				9.9
<b>Brakes</b>	--	--	--	10.1 10.2 10.3 10.4 10.7 10.9
<b>Steering</b>	--	--	--	11.1 11.2 11.3 11.4 11.7
<b>Drivetrain</b>	12.1 12.4	12.7	--	12.2 12.3 12.5
<b>Suspension</b>	13.5	13.8	--	13.2 13.10
<b>Management</b>	--	22.14	--	--

# Progress Graphs

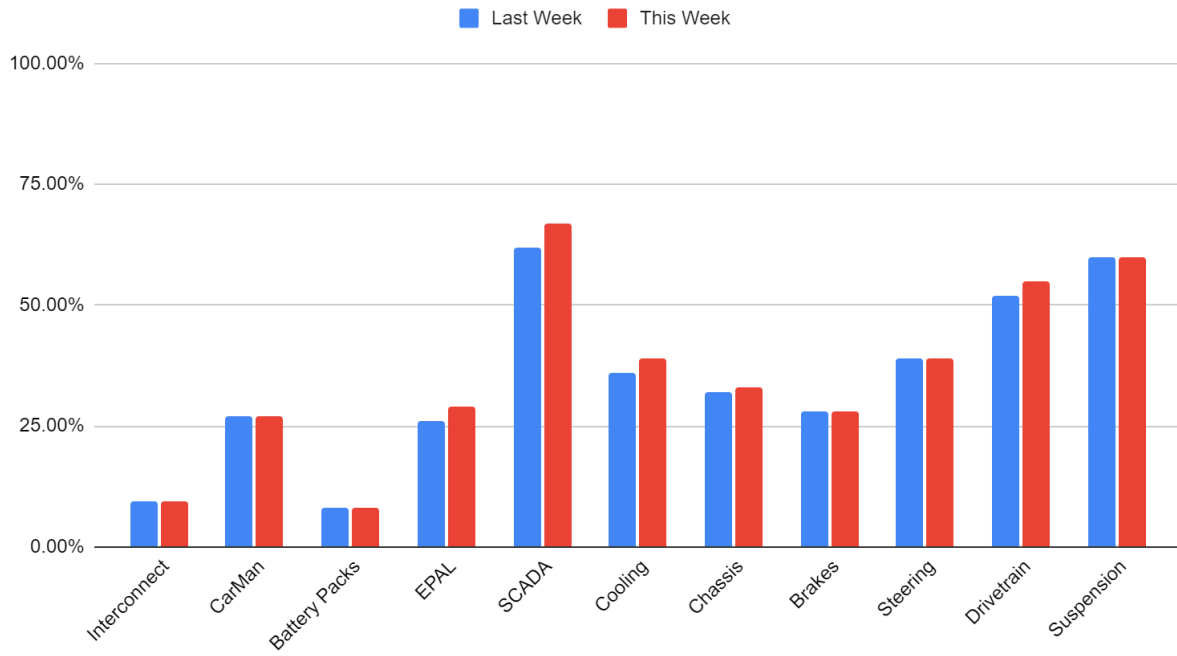
## Project Completion Based On WBS



## Subsystem Weekly Progress

<b>Interconnect</b>	9.55%	<b>Steering</b>	39.00%
<b>CarMan</b>	27.00%	<b>Drivetrain</b>	55.00%
<b>Battery Packs</b>	8.00%	<b>Suspension</b>	60.00%
<b>EPAL</b>	29.00%	<b>Course Deliverables</b>	18.00%
<b>SCADA</b>	67.00%	<b>Competition Deliverables</b>	25.00%
<b>Cooling</b>	39.00%	<b>Real Total Weekly Progress</b>	0.00%
<b>Chassis</b>	33.00%	<b>Ideal Percent Complete</b>	40.00%
<b>Brakes</b>	28.00%	<b>Real Percent Complete</b>	25.00%

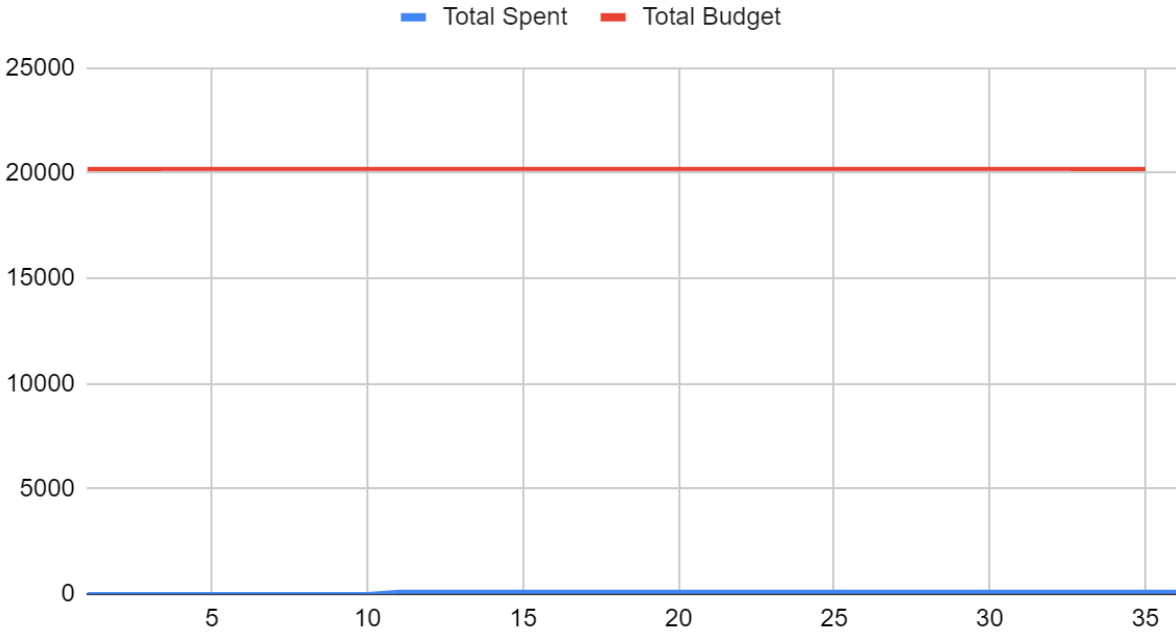
## Subsystem Completion Percentages



# Budget

Budget Overview				
Subsystem	Allocated Budget	Total Spent	Budget Remaining	Percentage Spent
Interconnect	1,100	0	1,100	0.00%
CarMan	4500	0	4500	0.00%
Battery Packs	1000	0	1000	0.00%
EPAL	700	0	700	0.00%
SCADA	700	39.9	660.1	5.70%
Cooling	550	0	550	0.00%
Chassis	8000	0	8000	0.00%
Brakes	700	0	700	0.00%
Steering	700	0	700	0.00%
Drivetrain	550	68.99	481.01	12.54%
Suspension	700	0	700	0.00%
Other	1000	0	1000	0.00%
<b>Total</b>	<b>20,200</b>	<b>109</b>	<b>20,091</b>	<b>1.52%</b>

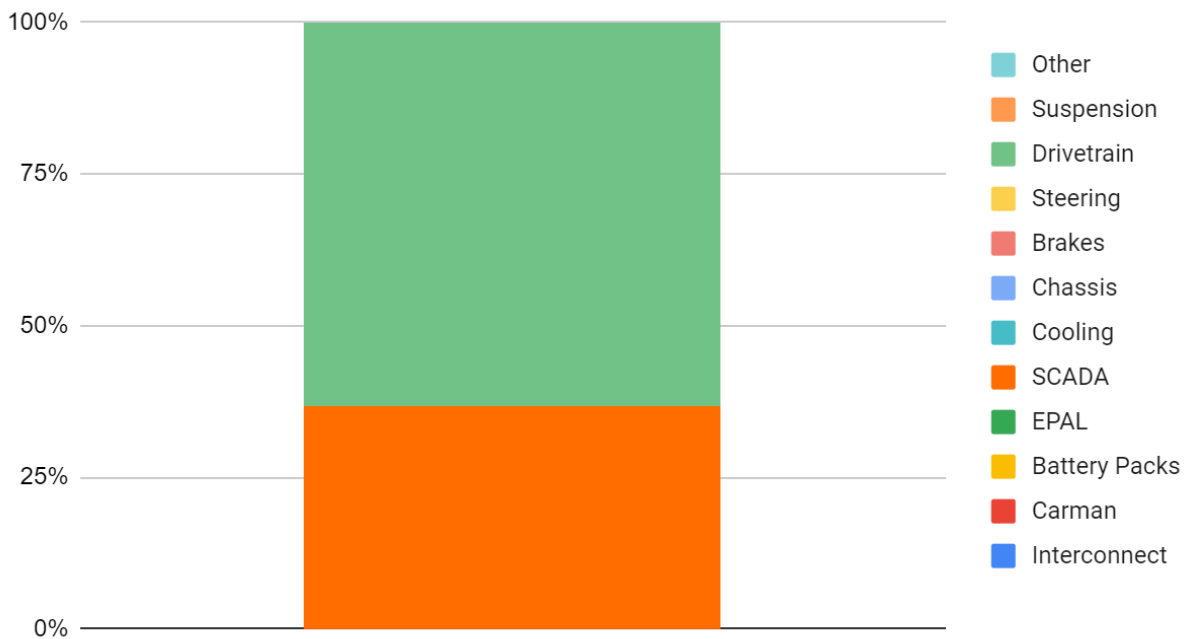
## Budget Overview



## Project Spending Breakdown From Past Week

Week 12				
Subsystem	Parts Purchased	Cost	Budget Remaining	Percentage Spent
Interconnect			1,100	0.00%
CarMan			4500	0.00%
Battery Packs			1000	0.00%
EPAL			700	0.00%
SCADA			660.1	0.00%
Cooling			550	0.00%
Chassis			8000	0.00%
Brakes			700	0.00%
Steering			700	0.00%
Drivetrain			481.01	0.00%
Suspension			700	0.00%
Other			1000	0.00%
<b>Total</b>	--	<b>0</b>	<b>20,091</b>	<b>0.00%</b>

## Team Spend Breakdown



## Approved Purchase Orders From Past Week

**NONE**