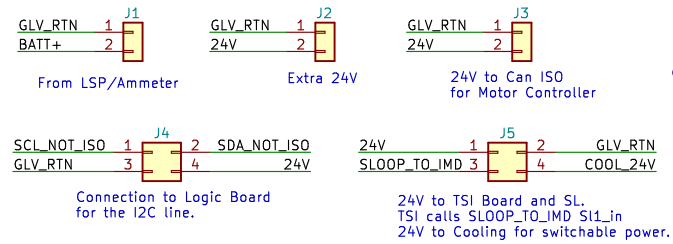


### POWER FLAGS

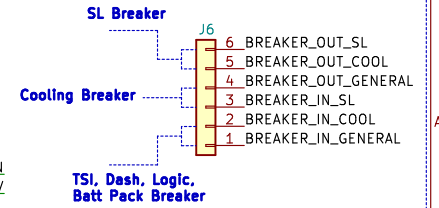


SLOOP\_TO\_IMD is the 24V safety loop connection from the LSP and ammeter to Carman's IMD relay.

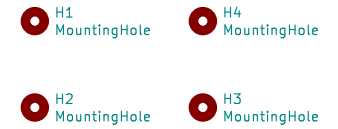
### GLV HEADERS



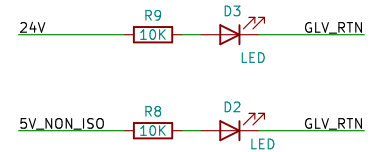
### Circuit Breakers



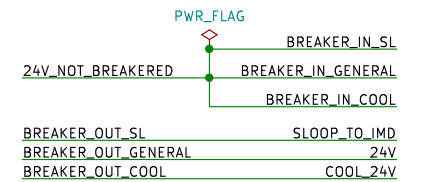
### MOUNTING HOLES



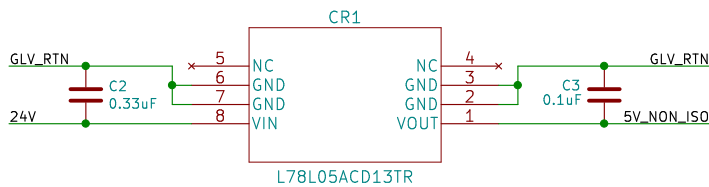
### STATUS LEDs



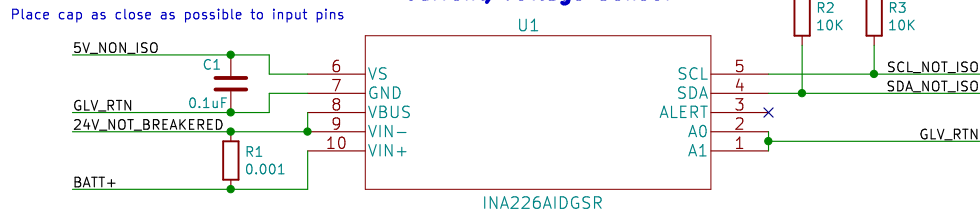
### SHORTS



### Non-Isolated DC/DC 24V to 5V



### Current/Voltage Sensor



ECE 491  
 Authors: Troy Coleman, Zachary Martin

Sheet: /  
 File: GLV\_BOBV6.sch

### Title: Grounded Low Voltage (GLV) BOB

Size: A4 Date: 2020-11-10  
 KiCad E.D.A. kicad (5.1.6)-1

Rev: V6  
 Id: 1/1