

PSL Week 6

Covering Period from 10/1/2018 to 10/7/2018

Prepared by Alex Kmetz and Katie Lee

Project Completion Chart:

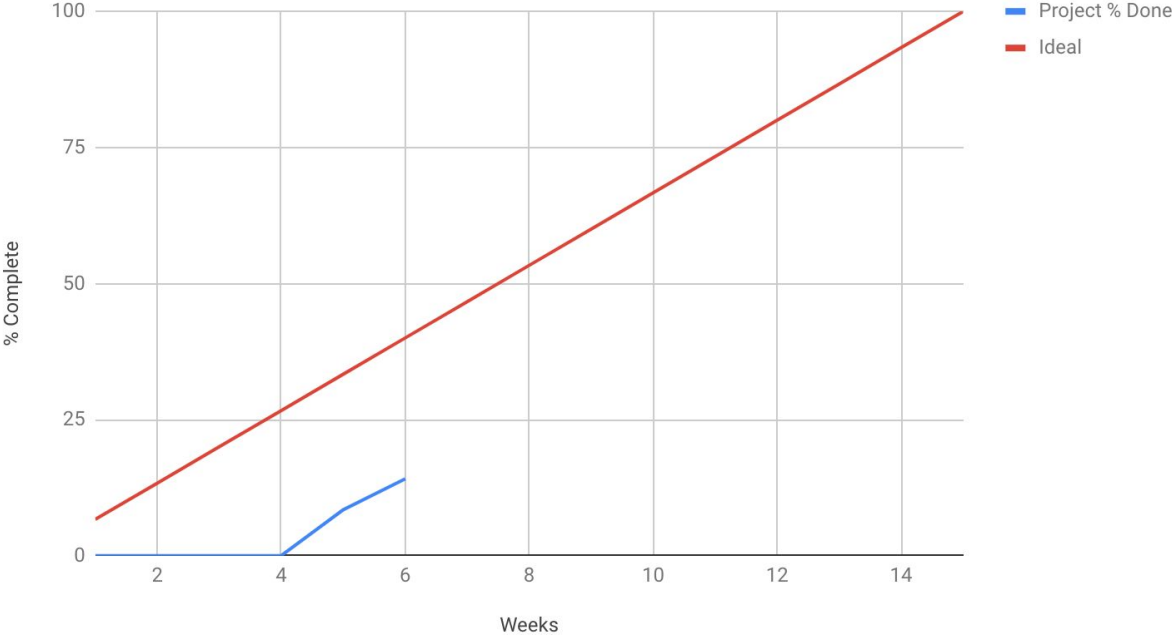
Team	Tasks Completed	Tasks Planned for Next Week	Proposed Changes	Overdue WBS Items
VSCADA	Yuqiu: SCADA.1.3	Sam: SCADA.2.2 SCADA.2.6 SCADA.5.2 Yuqiu: SCADA.3.2 Zian: SCADA.2.4 SCADA.4.1 SCADA.4.2 SCADA.4.3	-Task to address compiler differences in Linux and Raspberry Pi	Sam: SCADA.2.2 Yuqiu: SCADA.3.2 Zian: SCADA.4.1 SCADA.4.2 SCADA.4.3
DYNO	none	none	none	none
GLV	Max: GLV.7.1 GLV.7.2 GLV.7.3 GLV.7.4	Max: GLV.1.2 GLV.4.1 GLV.8.1 GLV.8.2 Robson: GLV.2.3 GLV.2.5	none	none
TSI	Tianyu: TSI.3.1 TSI.3.4 Xiaonan: TSI.7.1 Yuqiu: TSI.4.1	Antonio: TSI.1.1 TSI.5.2 Hongbo: TSI.4.2 TSI.4.3 TSI.4.10 Katie: TSI.2.2 TSI.2.3	-MCS Integration with TSV/TSI	Antonio: TSI.1.1 Tianyu: TSI.1.1 TSI.2.2 TSI.4.10 Xiaonan: TSI.8.3

		Tianyu: TSL.1.1 TSL.2.2 TSL.4.10 Yuqiu: TSL.4.2 TSL.4.3		
TSV	Yishak: TSV.3.2	Alex: TSV.4.1	-SOC Pseudo Code Algorithm -SOC testing plan -SOC completion and verification -SOC-CellMan Integration -SOC-CellMan tested -Communication Algorithm Pseudo Code -Communication Algorithm completed and verified	Yishak: TSV.3.3
Cooling	Hongbo: COOLING.6.1	Hongbo: COOLING.1.1 COOLING.2.3	none	Hongob: COOLING.1.1
Interconnect	Drew: INTER.1.4 INTER.1.6 Alex: INTER.6.1 INTER.6.2 INTER.6.5	Weston: INTER.1.5 INTER.1.7 INTER.1.8 Drew: INTER.1.5 INTER.1.7	none	Weston: INTER.1.5 Drew: INTER.1.5
Management	Alex: M.3.7	Weston: M.8.3 Katie: M.7.3 Alex: M.7.1	none	Weston: M.8.3 Katie: M.7.3

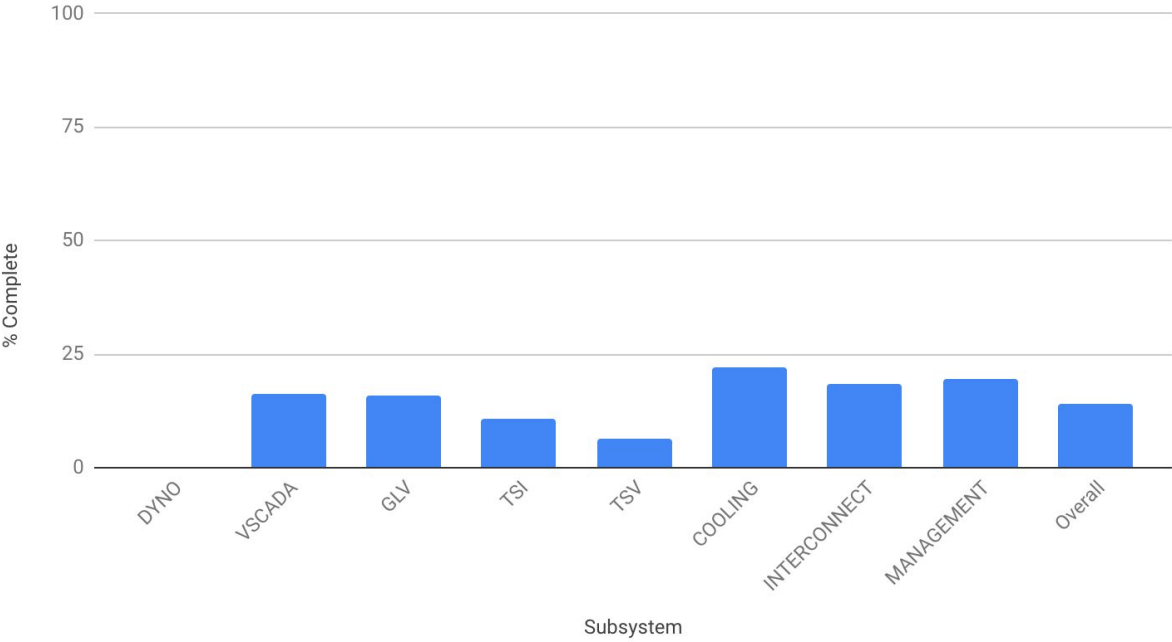
Project Completion Data:

Total Project Completion: 14.13%

Project % Done and Ideal

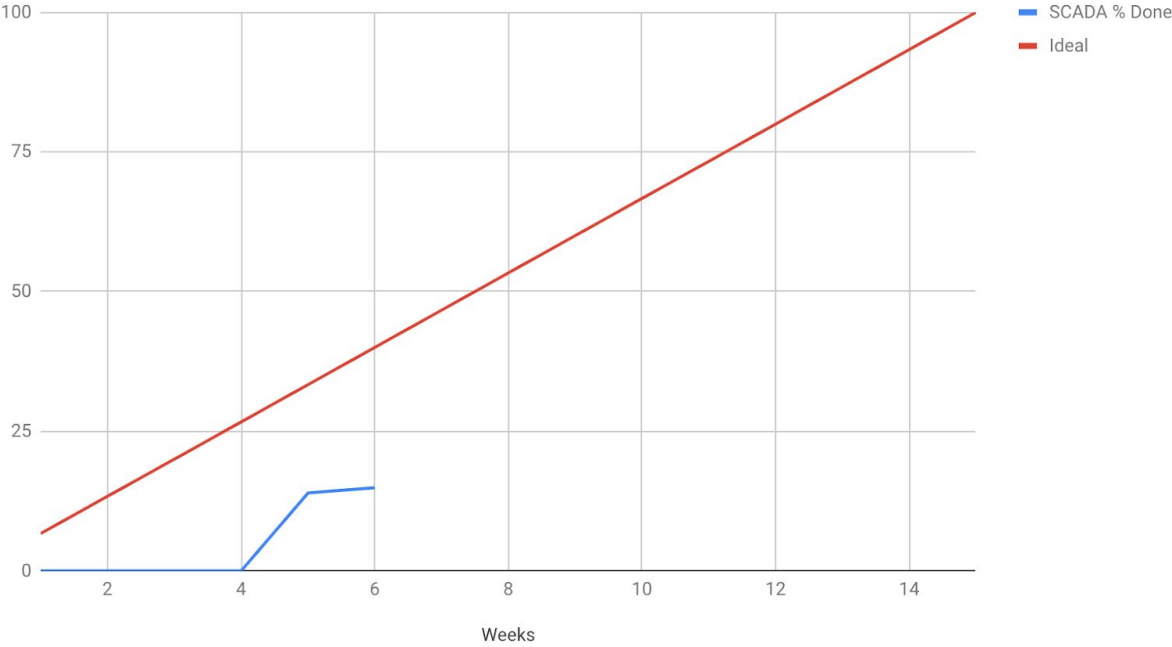


% Complete vs. Subsystem



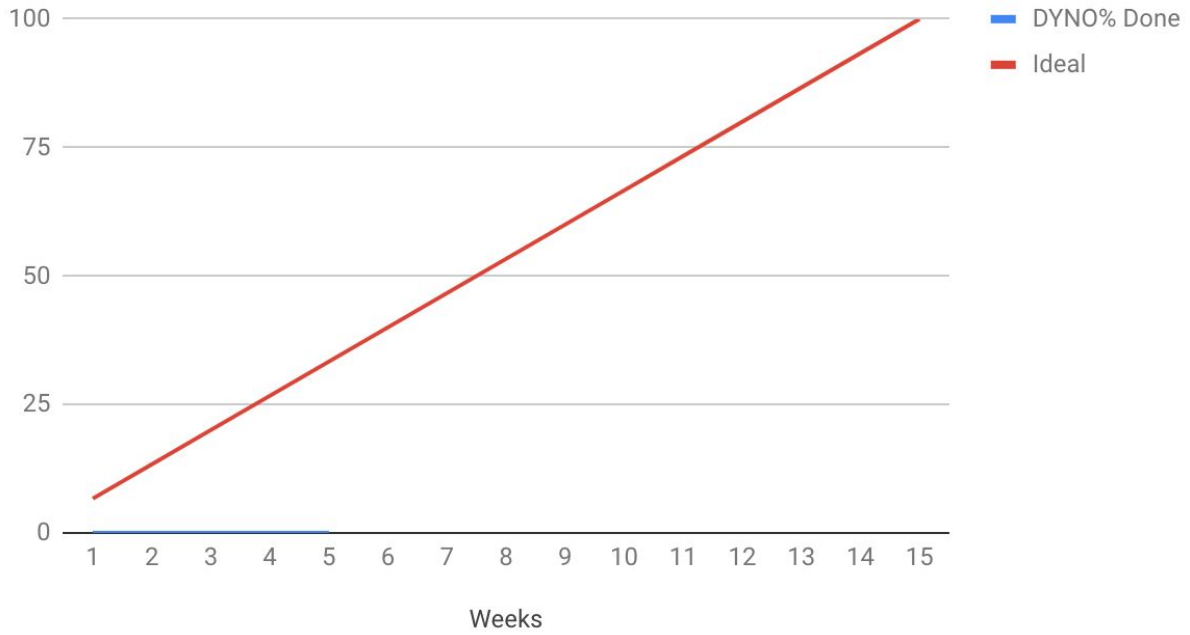
VSCADA Completed: 14.89%

SCADA % Done and Ideal



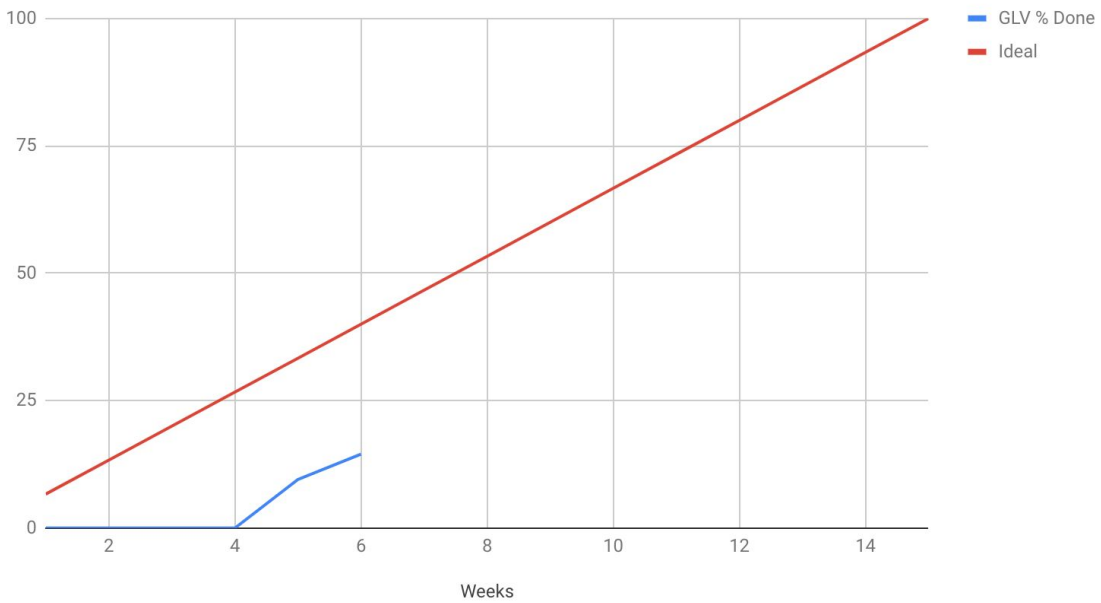
DYNO Completed: 0%

DYNO% Done and Ideal



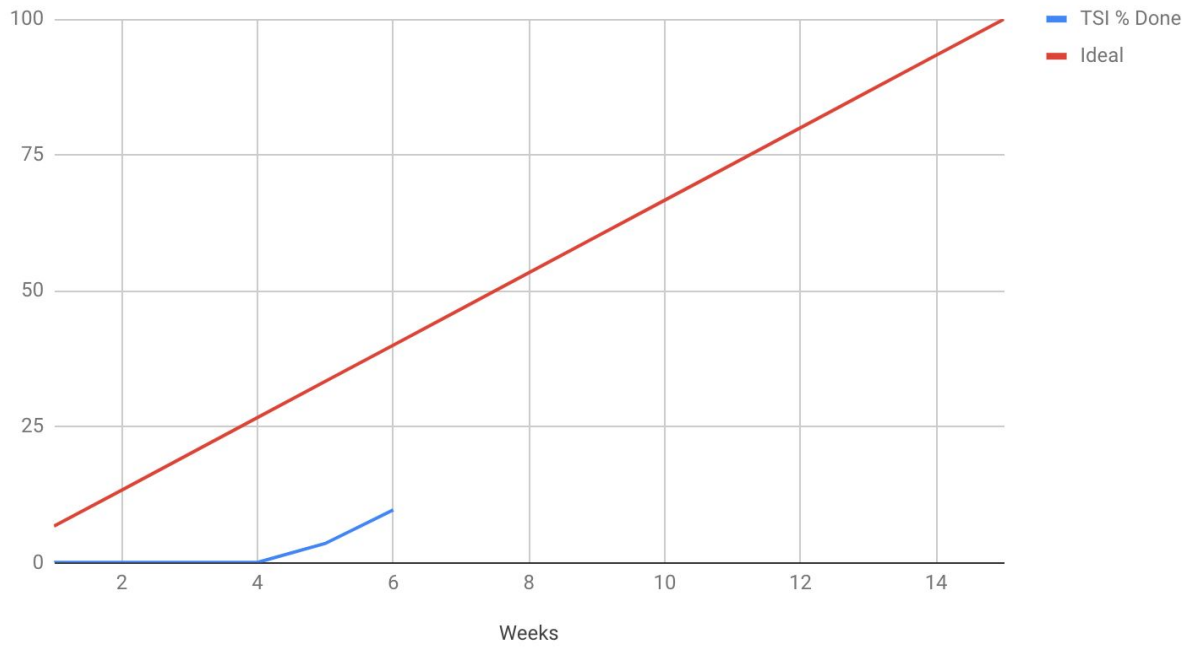
GLV Completed: 14.49%

GLV % Done and Ideal



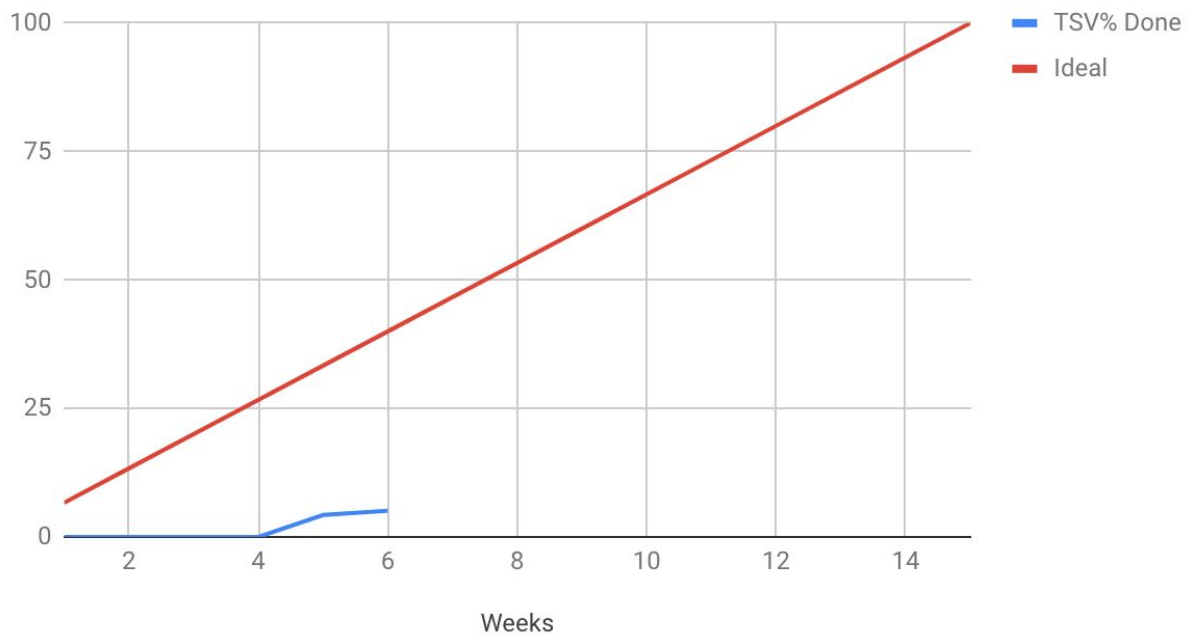
TSI Completed: 9.68%

TSI % Done and Ideal



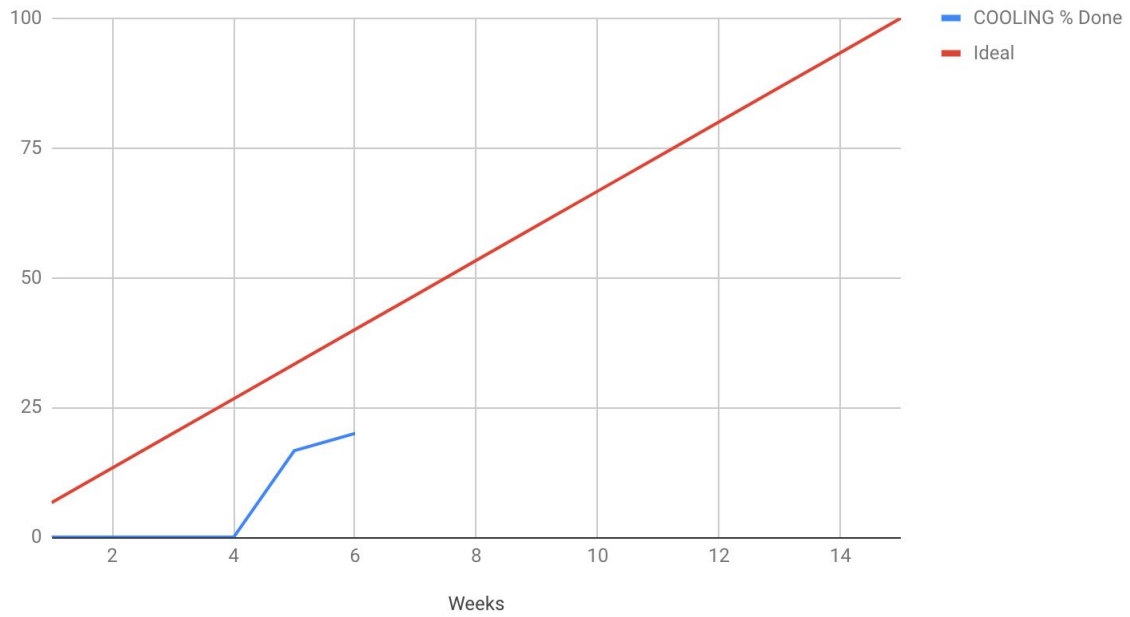
TSV Completed: 5.08%

TSV % Done and Ideal



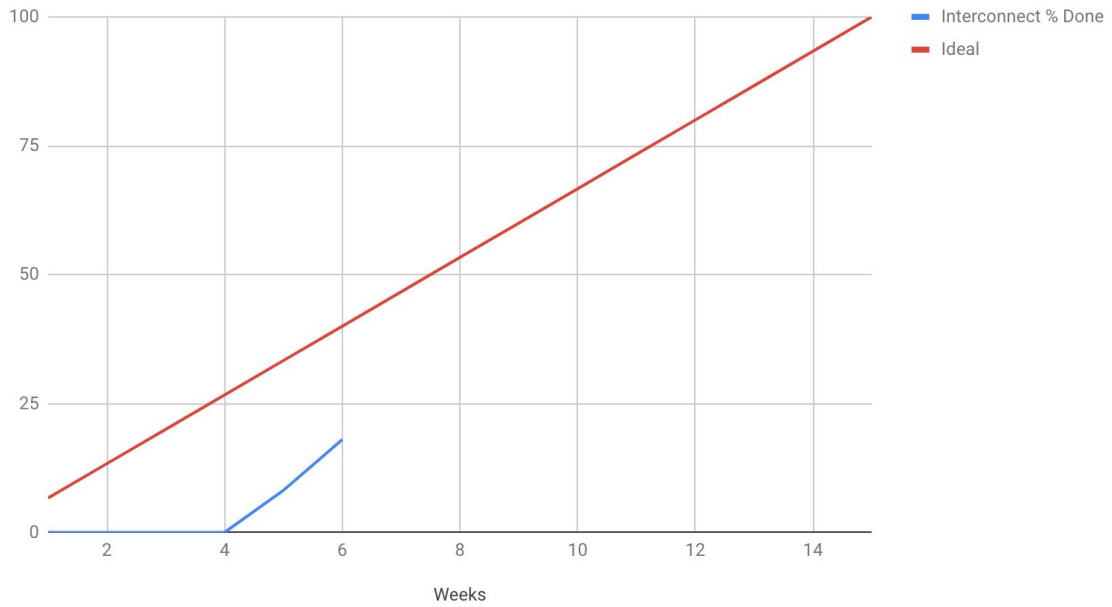
COOLING Completed: 20%

COOLING % Done and Ideal



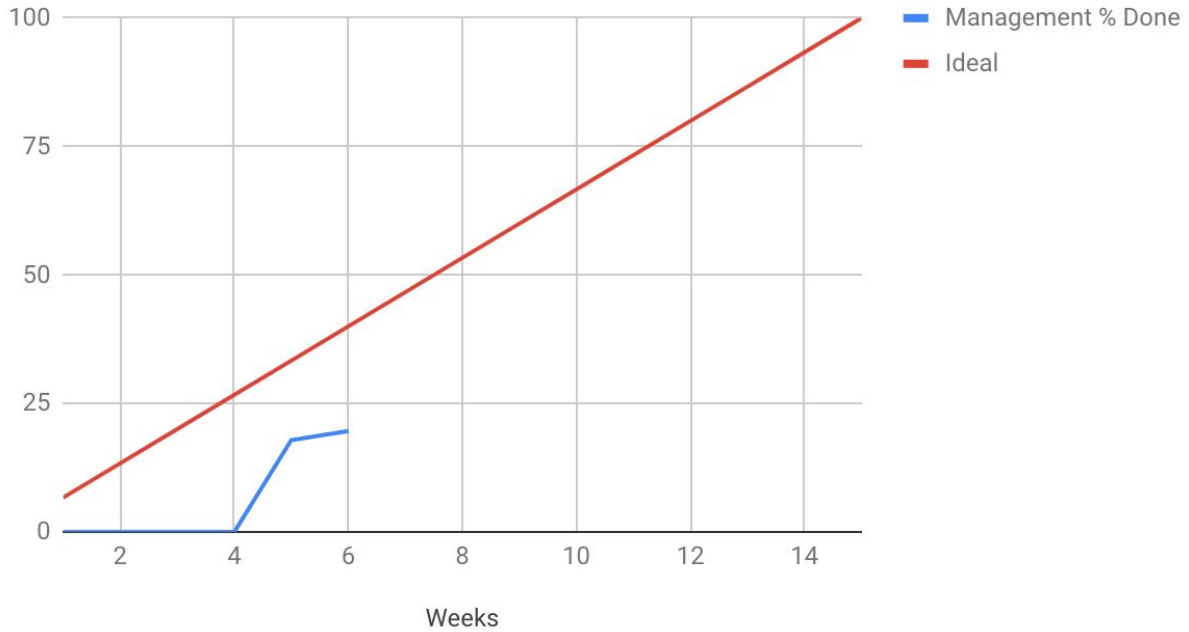
INTERCONNECT Completed: 18%

Interconnect % Done and Ideal



MANAGEMENT Completed: 19.64%

Management % Done and Ideal



Purchasing Summary from Previous Week:

Sub-system	Allocated Budget	Total Spent	Budget Remaining	Percentage Spent
Brakes	3500	0	3500	0.00%
Chassis/Body	5000	0	5000	0.00%
Cooling	620	0	620	0.00%
GLV	780	0	780	0.00%
Interconnect	1500	0	1500	0.00%
Motor	4000	0	4000	0.00%
Pedal/Controls	2000	0	2000	0.00%
Steering	2500	0	2500	0.00%
Suspension	2200	0	2200	0.00%
TSI/MCS	1500	122.57	1377.43	8.17%
TSV	4187	827.33	3359.67	19.76%
VSCADA / DYNO	525	75.85	449.15	14.45%
Shipping/Tax	4246.8	98.67	4148.13	2.32%
Registration	2300	0	2300	0.00%
Overall	34858.8	1124.42	33734.38	3.23%

